

ARTESIAN ELITE



ARTESIAN SPAS™
WELLNESS FOR EVERY BODY

EXPERIENCE THE ULTIMATE

Built with the utmost precision, care and quality, Artesian Spas are proud to reveal their newest line of luxury hydrotherapy spas... introducing the Artesian Elite.

Featuring five spacious and elegantly designed spas, our newest range is the perfect convergence of luxury, technology and power. The Elite range features a beautiful curved design with a raised back, which houses a sumptuous waterfall measuring an impressive 24 inches.

Each spa is equipped with our patented Direct Flow Personal Control® technology, the most sophisticated system ever devised for controlling and moving the water flow within a spa.

Every aspect of these spas is designed to provide you with the ultimate therapeutic spa experience. Simply stated, no other spa in the market can measure up to an Artesian Elite.





COMPLETE CONTROL AT YOUR FINGERTIPS

The Artesian Elite has set a new industry standard with its state-of-the-art hydrotherapy massage experience. The innovative patented DIRECTFLOW™ system of the Artesian Elite class allows each person to create a customisable and unique experience, targeting their own individual areas of tension.

DIRECTFLOW™ makes use of highly energy efficient, long-lasting pumps and motors, linked directly to each individual hydrotherapy zone.

Each seat is controlled by a DIRECTFLOW™ personal control panel consisting of an on/off switch, as well as an air control for the jets and a Variable Flow Control™ (VFC) located within easy reach. The VFC is an integral part of the DIRECTFLOW™ system. This patented valve gives users the ultimate in personalised control over the spa hydrotherapy environment.

Say goodbye to sore muscles, tension and stress as you relax your body into a state of euphoria – each and every day!



WHY DIVERT WHEN YOU CAN DIRECT?

ONE PUMP PER SEAT

This allows for optimised efficiency and control by supplying exactly the desired amount of water to only the seats that are occupied, instead of powering up the whole spa.

ONE CONTROL PER SEAT

Each dedicated massage zone has its own DIRECTFLOW™ Personal Control panel. This allows for personalised, ergonomically efficient control without having to move around the spa.

DIRECT WATER FLOW


Water flows directly from the pumps to the jets with no diverters, valves or elbows, providing maximum output with a minimum of resistance.

EFFICIENCY

The DIRECTFLOW™ system allows the use of smaller, more efficient pumps. This, combined with the fact that each seat has its own pump and control, eliminating the need for diverters, means our spas operate with maximum efficiency and durability, greatly reducing the long-term cost of operation.

VARIABLE FLOW CONTROL™

The VFC valve allows the user to regulate the water output from the pump by adding air into the line before the pump (decreasing output) and after the pump (increasing velocity), giving each user maximum massage control from their seating station (akin to a dimmer switch). The VFC valve also eliminates traditional diverter valves, simplifying the plumbing of the spa and increasing durability while greatly reducing noise and energy costs.



“with the VFC turned to low the pumps are using up to 50% less electricity than a traditional spa with diverters”

NEW SPIN ON JET TECHNOLOGY

The ARTESIAN ELITE line showcases a revolutionary breakthrough in hydrotherapy jetting. Each spa features Artesian Spas' own H₂O PowerFlow Helix Jet technology.

The H₂O PowerFlow Helix jet, has been designed to provide a truly remarkable hydro-massage exclusive to Artesian Spas. Each jet has been strategically placed to maximise your massage experience.

Engineered from the concept of the double helix, the jets use a right-directional spiral on the inside of the cylinder. This causes water to spiral out in a twisting manner, providing jet pulsation and great massaging pressure. Combined with maximum flow rate, these jets provide the very best in hydro-massage.



2" H₂O PowerFlow Direct

These “hand jets” located at the base of each seat and lounge are designed to give you the flexibility to control and adjust the flow in any desired direction - perfect for melting away tension and creating a euphoric release of tight and commonly overworked muscles.



3" H₂O PowerFlow Mini Roto

This jet is the centerpiece of the Artesian Elite line – making up the majority of jets in our hydrotherapy spa line. Technological advances have helped develop a fully rotational helix flow, designed to release tension in the back and legs – two commonly troublesome areas.



3" H₂O PowerFlow Multi Massage

Many people carry tension in their neck. The high flow fixed massaging jet distributes flow through multiple orifices, designed specifically to disengage the overworked muscles in the neck, creating a chain reaction of therapeutic benefits that can help whisk you away into a state of relaxation.



5" H₂O PowerFlow Roto

These high-pressure jets are engineered to help alleviate deep aches, pains and bothersome tension in the lower back area. Just a few minutes dedicated to your hydrotherapy routine can have lasting beneficial effects on your stress levels, your body and your mental clarity.



5" H₂O PowerFlow Hydro Extreme

These specialised whirlpool jets are located below the waterfall. The “eyeball” design gives maximum control and a targeted, stress relieving experience for the middle region of your back. Ease your lower back into a heavenly release with a few dedicated moments of self-care, each and every day.



7" H₂O PowerFlow Footblaster

Your feet work hard for you every day. It only makes sense to ensure that you are giving your feet the opportunity to feel refreshed and renewed, with some dedicated massage time. Your feet deserve the best. Show them some serious love with these high-pressure massaging jets, which offer a perfect amount of warmth and pressure to soothe your tired feet.

ULTIMATE IN ENERGY EFFICIENCY

Packed with energy saving features and green technology - Artesian Elite spas are the most energy efficient, cost effective spas on the market.

DIRECTFLOW™ TECHNOLOGY WITH VARIABLE FLOW CONTROL™

The system utilises smaller, more efficient pumps with no diverters, valves or elbows to provide maximum output with minimum resistance. The innovative VFC™ reduces the energy consumption of the pump by up to 50% when turned to its lowest setting.

ARTESIAN SMART HEATER

Artesian's Smart Heater is an intelligent, remote water heating system. It varies its electricity requirements to suit, only drawing the electricity it needs to heat the water to the desired temperature.

SWITCHLESS MOTORS

The revolutionary switchless motors drive high-water-volume pumps that are incredibly long lasting. The motors consist of up to 16 fewer parts than traditional motors and do not require a mechanical switch to take it from the start position to run position which greatly increases the efficiency of the motor. This also has the added benefit of drawing less electricity on the start-up of the pump.

WHISPERPURE™ 24-HOUR CIRCULATION

This amazing circulation pump circulates the spa water up to 100 times a day. It circulates continuously, 24 hours a day, keeping your spa water wonderfully clean and clear. What makes this pump so amazing is that it only draws 0.6 amps providing super high efficiency. It's exceptionally quiet, so you won't even hear it working.

FULL FOAM & LUXURY SAFETY COVER

Every Artesian Elite spa is fully foamed in the space between the cabinet and the structure. Artesian use the Icenyne® brand of foam which provides a high level of insulation to help the spa retain heat. The foam conforms to all the curves and spaces providing a seamless air barrier that provides a consistent R-value to the spa.

Artesian Elite spas have a luxury safety cover as standard that is tapered from 5" to 3". This provides a thick insulation barrier that includes an insulating beam down the seam of the cover which is designed to help provide extra spa heat retention. The luxury safety covers are available in Mocha, Smoke and Noir.






ULTIMATE INNOVATION



MIDNIGHT GLOW

With Midnight Glow, you can now set the mood in 3 separate colour zones, (1) In-Spa Lights, (2) Waterfall Features, (3) Cabinet Panels and 360 Glow. Spa comes as standard with DynaBrite lighting, please see page (20) for more information.



3 Zone Lighting with Midnight Glow

Upgrade to the ultimate lighting experience with our Midnight Glow multicolour system. The new Midnight Glow provides a constant source of visual tranquility, illuminating each corner and skirt of the spa. With even more options to choose from, you can explore the lighting and colour combinations that best fit your desires.



BellagioFalls

BellagioFalls feature four adjustable arches of water. This dramatic effect enhances the environment of your Artesian Elite spa, adding to your sensory experience. Relax while you enjoy the sights and sounds of the BellagioFalls water feature.




AllegroFall

The 24 inch AllegroFall provides a relaxing experience. Similar to a waterfall, the AllegroFall creates a serene atmosphere with soothing water sounds. It can be used to provide a warm, gentle neck massage or to give the relaxing sensation of constant moving water. The DynaBrite Elite LED illuminates the AllegroFall projecting an entertaining hue to your personal oasis.



Premium Polk Sound System

The Premium Polk Sound System produces the ultimate in sound from multiple media formats as well as streaming wirelessly through Bluetooth from a Smart Device. The system also includes AM/FM Radio, 4 x 2 inch Polk Interior Speakers and Power Sub-woofer, with the option to add 6.5 inch Polk Cabinet Speakers for the ultimate hot tub entertainment.



BBA Fully Integrated Sound System

Another innovative stereo option is the BBA Fully Integrated Sound System. This is one of the best Bluetooth audio systems available and is fully controlled from the spa's smart touch screen control panel. The system includes 4 x 2 inch Polk Interior Speakers and Power Sub-woofer which delivers impeccable attention to musical detail, and provides a superior sound all around.



Worldwide WiFi Spa Control Wireless App

Now you have the option to control your spa wirelessly! This Smart Device technology provides a wireless connection between you and your spa that allows you to control the therapy pumps of the spa, water temperature and lighting from anywhere in the world. It also has a spa maintenance function that can be set to tell you when to change your water, clean your filters and it even offers useful maintenance advice.



BBA Fully Integrated Sound System

With our Balboa Bluetooth® Audio option, you can stream music with the touch of a button. Connect any smart device of your choice and instantly start enjoying your favourite songs. The Polk interior speakers are newly engineered to optimise clear sound and better dispersion, delivering the best sound quality possible.







HEALTH & WELLNESS

Wellness is an active choice to create and live a healthy and fulfilling life. It's a state of physical and mental well-being. Soaking in an Artesian Elite spa can benefit your health in more ways than one.

HYDROTHERAPY

Artesian Elite spas have specifically directed jets of water that can benefit every part of the body, including the skeletal, respiratory, circulatory, neuromuscular and digestive systems.

MUSCLE RECOVERY

Just 30 minutes in an Artesian Elite spa will stimulate the release of endorphins and improve your blood flow. This means that oxygen and nutrients can quickly and effectively relieve pain caused from lactic acid that accumulates in your muscles during intense workouts.

RESTFUL SLEEP

Unlike the use of medications and prescription sleep aids, the circulation and warmth of each Artesian Elite spa can help encourage the body to naturally unwind and relax on its own. This can lead to better, restful sleep.

STRESS RELIEF

The jets in each Artesian Elite spa are strategically placed to massage major pressure points for the ultimate in massage therapy. Let the powerful massage soothe your aching muscles and help relieve your stress.

ARTHRITIC RELIEF

An Artesian Elite spa can help aid with the treatment for both arthritis and fibromyalgia. The heated water can result in better blood flow, while buoyancy can relieve the strain of gravity on your frame.

TYPE 2 DIABETES

A recent study revealed that Type 2 Diabetes sufferers experienced a significant decrease in blood sugar levels and improved sleep after spending 30 minutes a day in a spa. For those who live with the daily challenges of diabetes, an Artesian Elite spa can be the doorway to a fuller, more enjoyable life.



DISCOVER THE ARTESIAN ELITE CLASS

Discover the Artesian Elite range, designed with precision and care. The latest in technological advances and the most comfortable and intimate designs available on the market today.

PELICAN BAY

275 x 232 x 108 cm

The Pelican Bay is the ultimate therapeutic spa experience – designed specifically with large families and entertainment in mind. This astonishing 71 high-performance jetted spa offers the most space of any Elite spa. Its unprecedented nine seat layout provides top-of-the line luxury and comfort, without sacrificing therapy or performance.



Seating Capacity	9		
Dry Weight	549 kg		
Filled Weight	2461 kg		
Water Capacity	1912 L		
Pumps	5 x Therapy Pumps 2 x Circulation Pumps		
DirectFlow® Controls	5		
7" PowerFlow Footblasters	2	3" PowerFlow Mini Roto	48
5" PowerFlow Hydro Extreme	2	2" PowerFlow Direct	6
5" PowerFlow Roto	6	Ozone/Drain Jet SS	1
3" PowerFlow Multi-Massage	6	Total Jets	71

*Acrylic shell colour only available in: White Pearl, Oyster Opal, Silver Marble, Midnight Opal, Mineral White, Tuscan Sun, Sierra, Midnight Canyon, Winter Solstice, Smoky Mountains and Glacier Mountain.

PIPER GLEN

232 x 232 x 108 cm

Hydrotherapy has been shown to reduce aches and pains with a combination of powerful massage therapy and heat. Loaded with 65 high-volume, sophisticated massage jets and six full-therapy seats, the Piper Glen certainly offers the ultimate spa experience. With five different controls for massage seats, everyone can relax with just the right amount of pressure without diverting water from other seats.



Seating Capacity	7		
Dry Weight	441 kg		
Filled Weight	2012 kg		
Water Capacity	1571 L		
Pumps	5 x Therapy Pumps 2 x Circulation Pumps		
DirectFlow® Controls	5		
7" PowerFlow Footblasters	2	3" PowerFlow Mini Roto	42
5" PowerFlow Hydro Extreme	2	2" PowerFlow Direct	6
5" PowerFlow Roto	6	Ozone/Drain Jet SS	1
3" PowerFlow Multi-Massage	6	Total Jets	65

DOVE CANYON

232 x 232 x 108 cm

Transform your back garden into an unforgettable spa experience with the Dove Canyon. Calm your senses and escape the pressures of your daily routine with this top-of-the-line therapeutic getaway. Equipped with six sculpted seats, its spacious layout, elegant design and top-notch performance will whisk you away into a vacation-like state of mind.



Seating Capacity	6		
Dry Weight	476 kg		
Filled Weight	2009 kg		
Water Capacity	1533 L		
Pumps	5 x Therapy Pumps 2 x Circulation Pumps		
DirectFlow® Controls	5		
7" PowerFlow Footblasters	2	3" PowerFlow Mini Roto	44
5" PowerFlow Hydro Extreme	2	2" PowerFlow Direct	6
5" PowerFlow Roto	6	Ozone/Drain Jet SS	1
3" PowerFlow Multi-Massage	6	Total Jets	67

EAGLE CREST

214 x 214 x 108 cm

The Eagle Crest's impressive and intimate layout provides a therapeutic experience perfect for you. Its powerful and efficient design utilises the latest technology to provide you with a one-of-a-kind experience. If you are looking for the ability to relax, anytime, without sacrificing large spaces, the Eagle Crest has you covered. It's equipped with 6 luxurious seats, and powerful massaging jets which will whisk you away into a sea of comfort.



Seating Capacity	6		
Dry Weight	405 kg		
Filled Weight	1673 kg		
Water Capacity	1268 L		
Pumps	4 x Therapy Pumps 2 x Circulation Pumps		
DirectFlow® Controls	4		
7" PowerFlow Footblasters	2	3" PowerFlow Mini Roto	30
5" PowerFlow Hydro Extreme	2	2" PowerFlow Direct	8
5" PowerFlow Roto	6	Ozone/Drain Jet SS	1
3" PowerFlow Multi-Massage	6	Total Jets	55

QUAIL RIDGE

232 x 202 x 108 cm

Make your own mental and physical health a top priority this year by implementing the latest in hydrotherapy, the Quail Ridge, as part of your daily routine. The Quail Ridge offers a dedicated lounger with armrests, and a dynamic, super-massaging foot and leg well, sure to leave you feeling embraced in a state of unparalleled bliss. Its four massage seats coupled with powerful massaging jets will leave you feeling refreshed, renewed and rejuvenated.



Seating Capacity	4/5		
Dry Weight	390 kg		
Filled Weight	1677 kg		
Water Capacity	1287 L		
Pumps	4 x Therapy Pumps 2 x Circulation Pumps		
DirectFlow® Controls	4		
7" PowerFlow Footblasters	2	3" PowerFlow Mini Roto	34
5" PowerFlow Hydro Extreme	2	2" PowerFlow Direct	6
5" PowerFlow Roto	6	Ozone/Drain Jet SS	1
3" PowerFlow Multi-Massage	6	Total Jets	57



PURIFICATION AT ITS BEST

ARTESIAN ELITE BRINGS YOU THE MOST PROGRESSIVE DIAMOND AOP™ WATER PURIFICATION SYSTEM

Diamond AOP is a revolutionary system combining high efficiency filtration with UV sterilisation and Ozone spa sanitisation to produce the most advanced spa water purification system available.

The Diamond AOP element produces an ultraviolet light inside a quartz chamber with the optimum wavelength designed to destroy and eliminate bacteria and other micro-organisms. The high output ozone generator and vortex mixing chamber combine with this light, to produce the most advanced method for clearer, cleaner water.

FROG® IN-LINE SYSTEM

FOR EVEN CLEARER, CLEANER WATER.

This breakthrough system in water-care can be added to your Artesian Elite spa to provide cleaner, clearer and softer spa water that's far easier to maintain. Simply replace the bromine and water conditioning cartridges when required.





STANDARD FEATURES

REVOLUTIONARY HYDROTHERAPY

- Patented H₂O PowerFlow Helix Jets: An unsurpassed hydrotherapy experience
- Dual Footblasters, because your feet deserve the best
- Jetted Cool Down Seat: An Artesian exclusive
- Patented DirectFlow™ Technology
- Individual Controls Per Therapy Pump: The world's 1st 7 pump spa
- Energy Saving Variable Flow Controls: The most powerful, yet energy efficient spa of its kind

INNOVATIVE DESIGN

- DynaBrite Elite LED Lighting System: 5" LED Light, 5 x 2" LED Lights, Back Lit 24" AllegroFall and BellagioFalls
- Curved shell design measuring 108cm at the back and 93cm at the front of the spa
- Stainless Steel Accents
- 24" Adjustable AllegroFall: a soothing waterfall to nestle under
- 4 x BellagioFalls to add to your sensory experience
- Monarch Elite Cabinetry: Unique, expertly designed maintenance free cabinet
- Luxury Cover: 5" to 3" tapered ASTM safety cover

UNRIVALLED ENERGY EFFICIENCY

- Icynene Full Foam Insulation: Providing the best spa heat retention available
- WhisperPure 24Hr Circulation System: Silent, super high efficiency pump, filtering approx. 30 gal. per minute at only 0.6 amps

ADVANCED WATER QUALITY

- Diamond AOP Water Treatment System: The most advanced spa water purification system available
- Micron Filtration: Unique multi-density filter proven to be more effective and efficient than standard filters
- Three Filter Water Management: 1 x Micron Filter and 2 x 50sq ft Filters

QUALITY CONSTRUCTION

- Advanced Digital Touch Control System with Artesian Smart Control Pack: Touch Screen, Colour LCD Display, 3 Zone Lighting ready, WiFi Ready (module required) and Multi-language Interface
- Switchless Pumps
- Titanium Smart 3kW Heater
- Permabase ABS Floor
- Full Bottom Drain
- Sweeper Jet
- Acrylic Shell: with Artesian's unique DiamondBond backing technology

OPTIONAL FEATURES

STEREO SYSTEMS

- BBA Fully Integrated Bluetooth Sound System: 4 x 2" Polk interior speakers and sub-woofer
- Premium Polk Sound System: 4 x 2" Polk interior speakers, Bluetooth, Radio AM/FM, and Power sub-woofer
- 2 x 6.5" Polk Patio Speakers (only available with Premium Polk Stereo System)

LIGHTING

- Midnight Glow Lighting System: 4 x Corner Cabinet Lights and 360° Skirt Lighting (N/A on Rock Cabinetry)

SANITISATION

- SpaFrog System: In-Line Sanitisation system for cleaner, clearer and softer spa water (bromine and water conditioning cartridges not included).

WORLDWIDE WIFI APP

- Worldwide Wireless Spa Control App: Control your spa from your smart phone or smart device from anywhere in the world

CABINET

- Rock Cabinetry: Durable, maintenance free rock effect cabinets; available in Java or Sandstone




ACRYLIC SHELL OPTIONS

Lucite SPA

FEEL THE DIFFERENCE


It's easy to take care of your Lucite Spa acrylic - one of the glossiest, high quality surface materials available. The non-porous surface prevents dirt from accumulating and resists stains better than other plastic materials. With normal use, Lucite is so durable it will retain its beauty with minimum effort. Remember, with Lucite Spa acrylic, keeping the surface glossy and beautiful is their EasyCare promise.




White




Sierra*




Silver Marble*




Oceanwave Opal




Summer Sapphire




Midnight Opal*



Tuscan Sun*




Midnight Canyon*



Oyster Opal*




White Pearl*



Storm Clouds



Glacier Mountain*



Smoky Mountains*



Winter Solstice*



Mineral White*

*Pelican Bay Available in Only These Colours

COVER OPTIONS

Made of the highest quality marine grade vinyl, lined with reinforced Polyester, these covers will provide the highest level of insulation and protection during extreme weather conditions.



Noir




Mocha




Smoke

CABINET OPTIONS

Exclusive to Artesian Elite models, beautiful, long-lasting Monarch Elite Cabinetry adds years of maintenance free life to your spa. Panels are made of a durable, synthetic material that can withstand the harshest weather conditions, including snow, humidity, rain, sleet, and heat. Easily clean up these cabinets with soap and water, if necessary.



Mocha



Smoke



Sea Oats



Noir

ROCK CABINETRY

Beautiful, long-lasting Rock cabinetry is an available option that adds years of maintenance free life to your spa. This all-weather cabinet is durable, fade and stain resistant.



Java



Sandstone

NOTES:- Colour swatches in this brochure are to be used as a guide and have been matched as accurately as possible to the actual acrylic, cabinet and covers used, however due to print processes, it cannot be guaranteed that colours or patterns shown are 100% accurate. Please refer to your local Artesian Spas dealership for more information.

We've done all we can to make the specifications, technical details and all other information you see in this brochure accurate at the time of publication. Dimensions, capacities and weights are approximate. Specifications are subject to change without notice.

Worldwide WiFi app is free for the first 12 months, then requires an annual licence fee following that (currently \$24 per year). If not renewed after 12 months, the app will continue to operate in local mode.

Some images used in this brochure are for illustrative purposes only and some have been digitally rendered. Spa images may or may not show optional features.

WARRANTY

- Structure 12 Years
- Surface 7 Years
- Parts and Plumbing 3 Years
- Labour 3 Years
- Monarch and Rock Cabinet 2 Years
- Stereo and AOP Systems 1 Year

Warranty terms and conditions apply, for more information, please contact Artesian Spas UK Ltd.



ARTESIAN SPAS™
WELLNESS FOR EVERY BODY



Your Nearest Authorised Artesian Dealer is:



Phone: +44 (0) 1302 730295 Fax: +44 (0) 1302 366023
Web: www.artesianspas.co.uk Email: info@artesianspas.co.uk

